

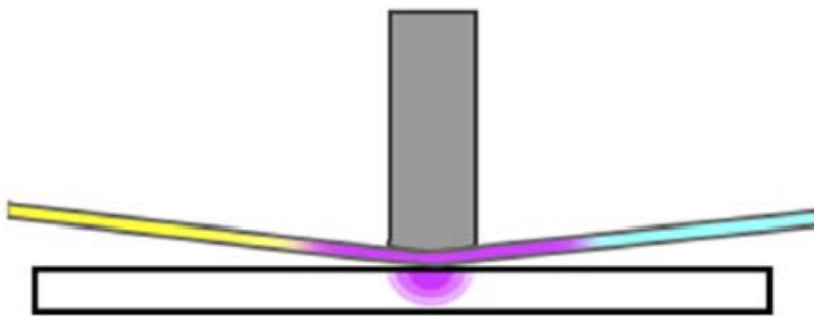
Z-TECH BULLETIN

One of the common reports on ZXPS3 printed colour was yellow or other stain found on printed card. This is more obvious on white background.

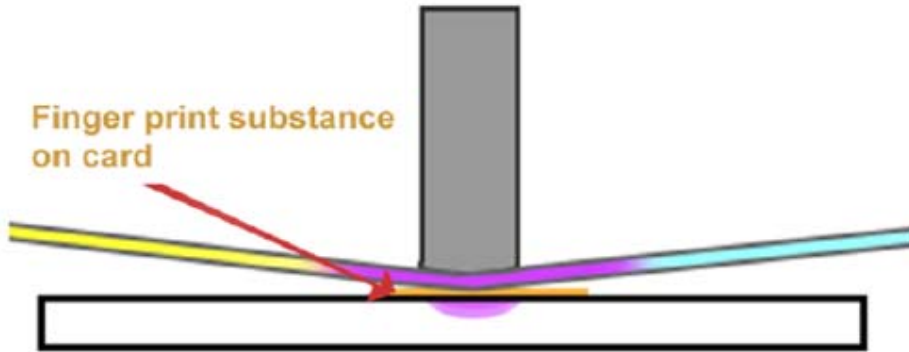


As a Direct to card printer, it is always important to keep the card clean. The marks happen because there is oil or other residue caused by the finger traces on the cards.

Below is a simple illustration of direct to print of a clean card (on top) and a card with finger print (bottom)



As the print head dissipated heat to the ribbon for dye sublimation, the card was intended to absorb the colour dye. However the finger print residue on the colour prevents and reacts with the dye producing uneven and de-colour print.

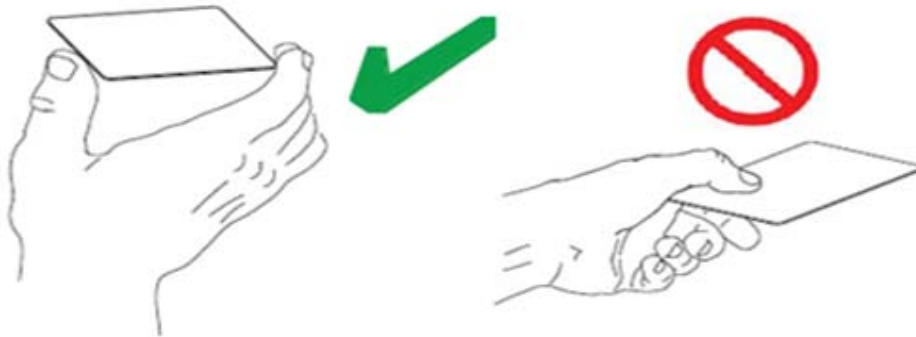


The same goes when overlay apply on the surface of the card. The finger print residue will cause yellow colour on the card.

There is nothing wrong with the printer or the ribbon. If the card is not finger print free, that will prevent the ink and the overlay to be able to be properly absorb or bonded into the card due to that unclean surface.

If you use a new set of card with proper handling the issue will not happen again with the same printer.

Always ensure proper way to handle the cards like the following diagram to ensure the cleanliness of the card surfaces



Remember the cleanliness of the surface of the card is important to Direct To Card printers.