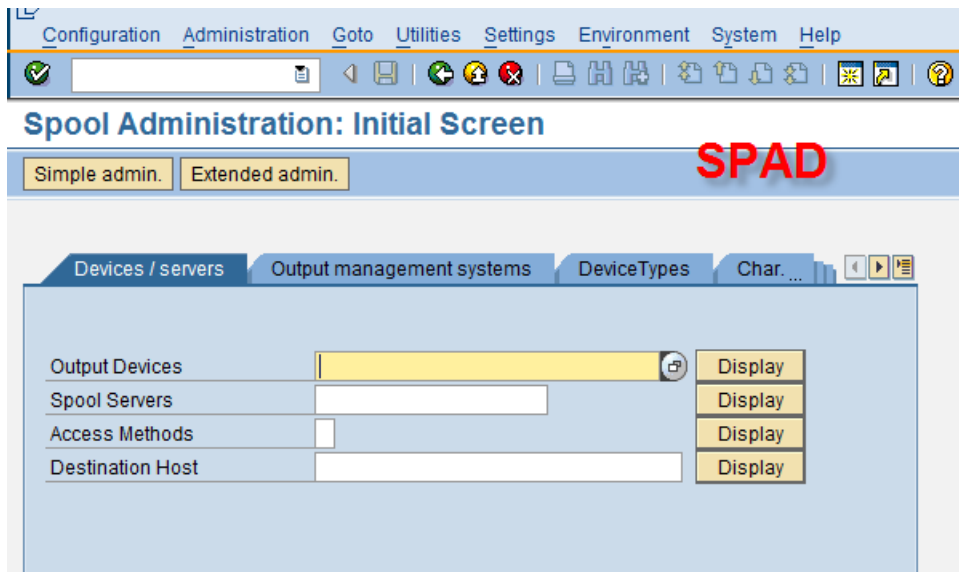
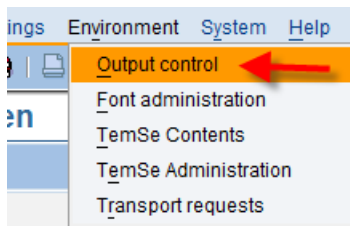


Output Control – SAP Viewing Spooler Contents

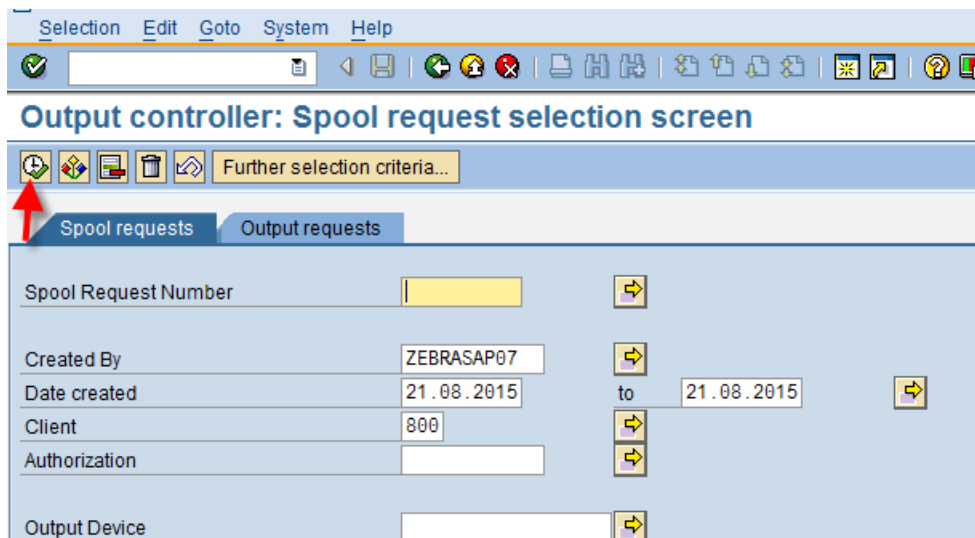
- SPAD



- Environment, Output Control



- Select the Execute button



- Select the paper icon on the Spool Request to view the print preview

Output Controller: List of Spool Requests

Spool no.	Type	Date	Time	Status	Pages	Title
<input type="checkbox"/> 45110		21.08.2015	13:19	Comp1.	1	SMART UK2 ZEBRASAP07
<input type="checkbox"/> 45109		21.08.2015	13:11	Comp1.	1	SMART UK2 ZEBRASAP07

2 Spool requests displayed

2 Spool requests completed successfully

- Select the item and double click the Spool No field

Output Controller: List of Spool Requests

Spool no.	Type	Date	Time	Status	Pages	Title
<input checked="" type="checkbox"/> 45110		21.08.2015	13:19	Comp1.	1	SMART UK2 ZEBRASAP07
<input type="checkbox"/> 45109		21.08.2015	13:11	Comp1.	1	SMART UK2 ZEBRASAP07

2 Spool requests displayed

2 Spool requests completed successfully

- Select TemSe Attributes

Output controller: Info. about spool request 45110 in system ECC

Number: 0000045110

Title:

Name: SMART UK2 ZEBRASAP07

User name: ZEBRASAP07 System: ECC Client: 800

Gen. Date: 21.08.2015 Time: 13:19 Number of pages: 1

Mod. Date: 21.08.2015 Time: 13:19

Spool attributes Output attributes **TemSe attributes**

Output Device: UKGenericText_SG Asks for Driver

Format: DINA4 SAPscript 8 1/2 * 11 paper size equivalent (US)

Doc. Category: SMART

Recipient:

Department:

Deleted On: 01.01.2100

Authorization:

Completed, No Longer Possible to Add To Writer Number: 0

Delete After Printing if No Errors

- Double Click the Object Name

Output controller: Info. about spool request 45110 in system ECC

Number

Title


Name

User name System Client

Gen. Date Time Number of pages

Mod. Date Time

Spool attributes Output attributes **TemSe attributes**

Object name 

Data type

Character set

Number of parts

Record format

Size in bytes

Storage location

- Select the Name, Then select the Contents button

TemSe: List of Objects

Refresh Attributes I Contents Delete Spool output control

Name	Date	Time	Data type	Length	User	Created By	Parts	Q
SP00L0000045110	20150821	041936	Y0TFYZB1	1.098	ZEBRASAP07	SP00L	1	M

- This will display the SAP output code

TemSe: Contents of Object

Display hex. conv. Display hex. unconv. Number of Lines

Name : SP00L0000045110

```
//XYZB2RSG1      0701 00000+00000+1
IN04EZSWISSTEST
IN05%PAGE1
OPDINA4  P 144  240 1683811906000010000100001
IN06MAIN
IN06%WINDOW1
MT0107701714
CP41030000E
FCHELVE  120X 00093XSF002SF001410300071E
UL +0000000000000
SW00071
CT00000000
ST00460081234
EP
//
```