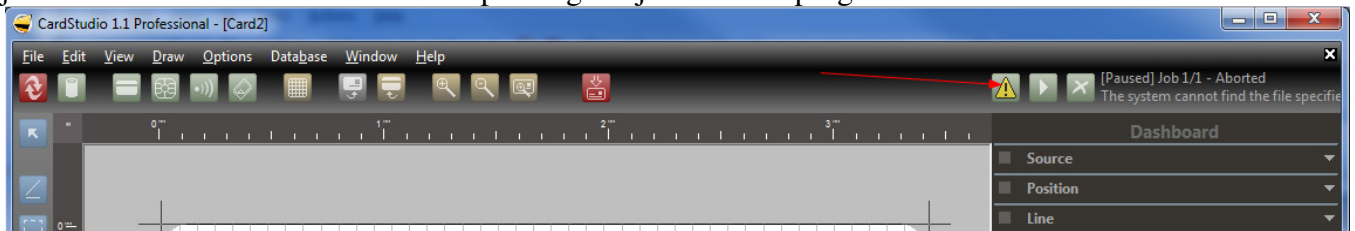

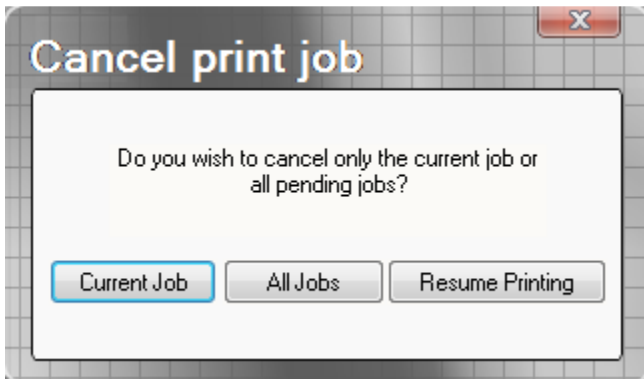


Card Studio Print Engine/Queue

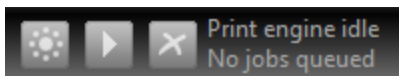
In this illustration we can see that the print queue is paused with 1/1 jobs waiting, and the job was aborted. In order to continue printing the job must be purged.



If you click on the  icon, on the right side of the application, a popup window will appear.



There will be 3 options available. Depending on what caused the error and what the user needs, there are options available. In this example we are going to cancel the current job because we know there is only one.



Once the queue has been cleared the Card Studio print engine/queue will look like this. Now you may resume printing.