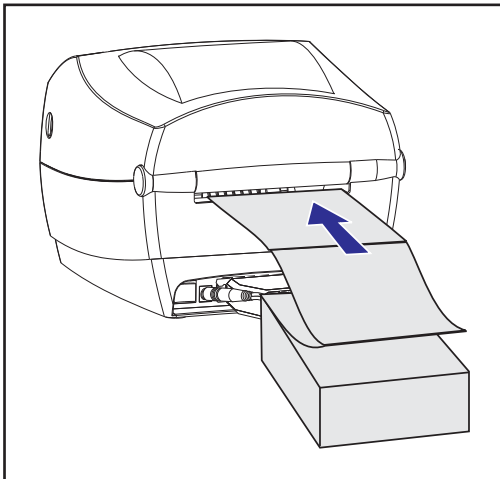
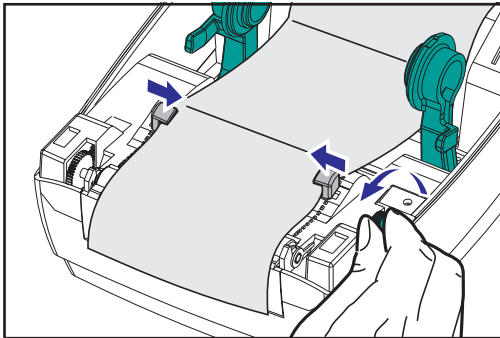
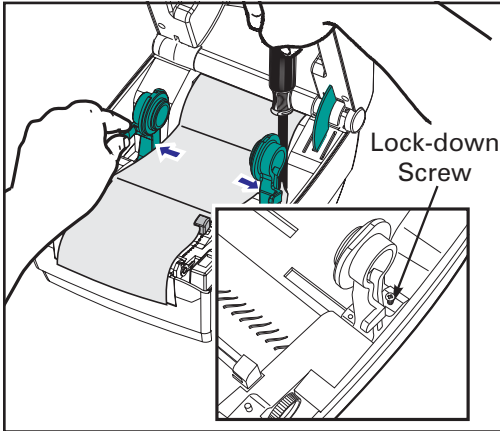


Printing on Fan-Fold Media



Printing on fan-fold media requires you to set both the media hangers and the media guides in position.

1. Open the top cover.
2. With a sample of your media, adjust the media hangers to the width of the media. The hangers should just touch, but not restrict, the edges of the media.
3. Tighten the screw using a small Phillips driver #1.
4. With a sample of your media, adjust the guides to the width of the media. The guides should just touch, but not restrict, the edges of the media.
5. Insert the media through the slot at the rear of the printer.
6. Run the media between the hangers and guides.
7. Close the top cover.