


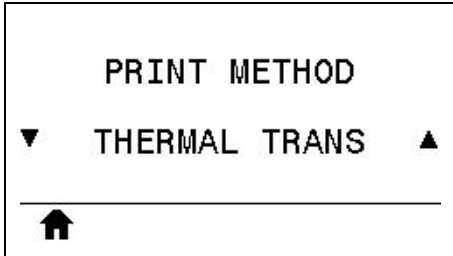


Table 5 • Print Settings (Continued)

Media Type	Select the type of media that you are using.	
	<i>User menu item:</i>	Main Menu >  SETTINGS 
	<i>Accepted values:</i>	<ul style="list-style-type: none"> • CONTINUOUS • GAP/NOTCH • MARK <p>If you select CONTINUOUS, you must include a label length in your label format (^LL if you are using ZPL). If you select GAP/NOTCH or MARK for various noncontinuous media, the printer feeds media to calculate the label length.</p> <p>See Types of Media on page 18 for more information.</p>
	<i>Related ZPL command(s):</i>	^MN
	<i>SGD command used:</i>	ezpl.media_type
	<i>Printer web page:</i>	View and Modify Printer Settings > Media Setup > Media Type
Print Method	Specify if the printer needs to use ribbon for printing.	
	<i>User menu item:</i>	Main Menu >  SETTINGS 
	<i>Accepted values:</i>	<ul style="list-style-type: none"> • THERMAL TRANS—uses ribbon and thermal transfer media • DIRECT THERMAL—uses direct thermal media and no ribbon
	<i>Related ZPL command(s):</i>	^MT
	<i>SGD command used:</i>	ezpl.print_method
	<i>Printer web page:</i>	View and Modify Printer Settings > Media Setup > Print Method