





Table 6 • Tools (Continued)

<p>Load Defaults</p>	<p>Restore specific printer, print server, and network settings back to the factory defaults. Use care when loading defaults because you will need to reload all settings that you changed manually.</p> <hr/> <p><i>User menu item:</i></p> <div style="display: flex; justify-content: space-between;"> <div style="width: 45%;"> <p>Main Menu >  TOOLS</p> <div style="border: 1px solid black; padding: 10px; text-align: center;"> <p>LOAD DEFAULTS</p> <p>▼ FACTORY ▲</p> <hr/> <p> LOAD</p> </div> <p>Main Menu >  NETWORK</p> <div style="border: 1px solid black; padding: 10px; text-align: center;"> <p>LOAD DEFAULTS</p> <p>▼ NETWORK ▲</p> <hr/> <p> LOAD</p> </div> </div> </div>
<p><i>Accepted values:</i></p>	<ul style="list-style-type: none"> • FACTORY—Restores all printer settings other than the network settings back to the factory defaults. Use care when loading defaults because you will need to reload all settings that you changed manually. • NETWORK—Reinitializes the printer’s wired or wireless print server. With a wireless print server, the printer also reassociates with your wireless network. • LAST SAVED—Loads settings from the last permanent save.
<p><i>Related ZPL command(s):</i></p>	<p>FACTORY: ^JUF NETWORK: ^JUN LAST SAVED: ^JUR</p>
<p><i>Control panel key(s):</i></p>	<p>FACTORY: Hold FEED + PAUSE during printer power-up to reset the printer parameters to factory values. NETWORK: Hold CANCEL + PAUSE during printer power-up to reset the network parameters to factory values. LAST SAVED: N/A</p>
<p><i>Printer web page:</i></p>	<p>FACTORY: View and Modify Printer Settings > Restore Default Configuration NETWORK: Print Server Settings > Reset Print Server LAST SAVED: View and Modify Printer Settings > Restore Saved Configuration</p>