

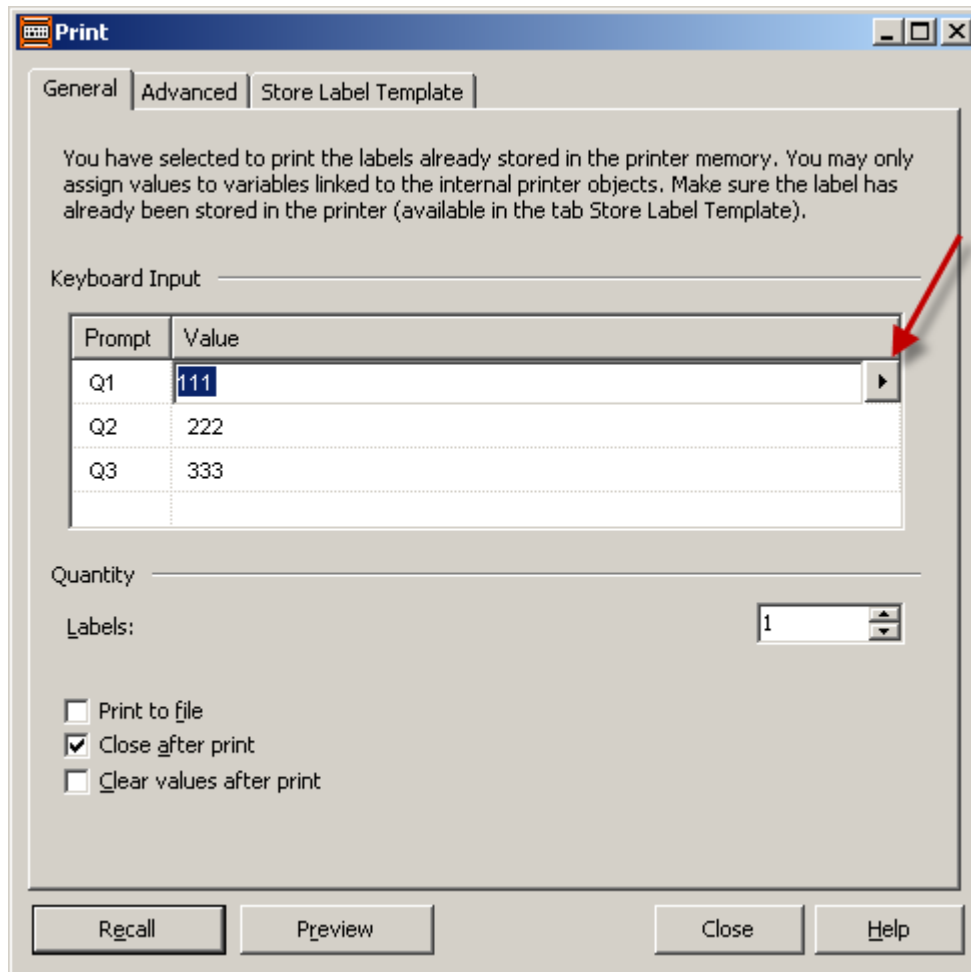


Insert Special Characters with Keyboard Input

This new feature available with ZebraDesigner Pro Version 2 when using question prompts with either the Recall or Print function to insert Special Characters into the prompted data stream.

Note – Recall is also a new option available when ZPL Printer Model is selected with documented details available.

At print time with Keyboard Input you will now see a right arrow to click . After clicking the arrow you will see the option to 



Note - Recall is only available when a ZPL Printer Model is selected. However, the right arrow and special characters are available from the Print option when either an EPL or ZPL printer is selected.

The following list of Special Characters becomes available to include as part your Keyboard input data.

001	SOH	Start of Heading
002	STX	Start of Text
003	ETX	End of Text
004	EOT	End of Transmission
023	ETB	End Transmission Block
025	EM	End of Medium
005	ENQ	Enquiry
006	ACK	Acknowledgement
007	BEL	Bell
008	BS	Back Space
009	HT	Horizontal Tab
011	VT	Vertical Tab
013	CR	Carriage Return
010	LF	Line Feed
012	FF	Form Feed
014	SO	Shift Out
015	SI	Shift In
016	DLE	Data Link Escape
017	DC1	XON - Device Control 1
018	DC2	Device Control 2
019	DC3	XOFF - Device Control 3
020	DC4	Device Control 4
028	F5	File Separator
029	G5	Group Separator
030	R5	Record Separator
031	U5	Unit Separator
021	NAK	Negative Acknowledgement
022	SYN	Synchronous Idle
024	CAN	Cancel
026	SUB	Substitute
027	ESC	Escape
188	FNC1	Function Code 1
189	FNC2	Function Code 2
190	FNC3	Function Code 3
191	FNC4	Function Code 4